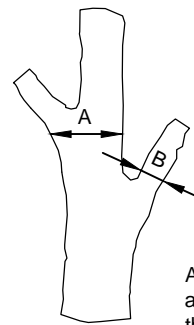
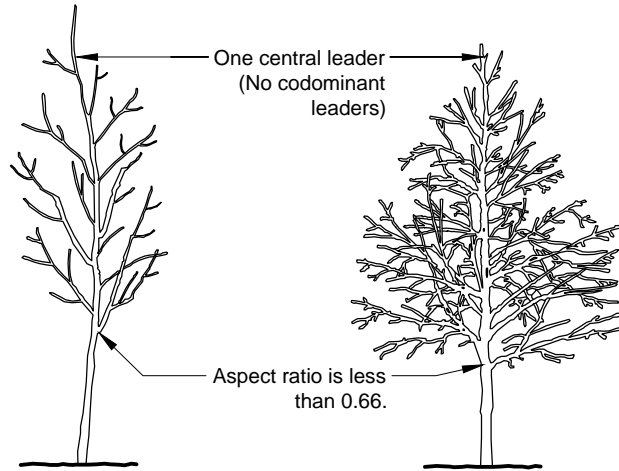
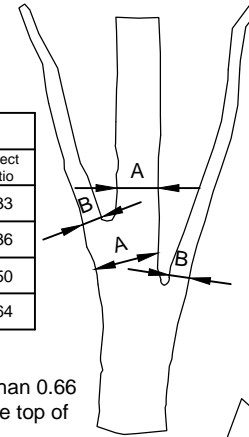


**ACCEPTABLE**

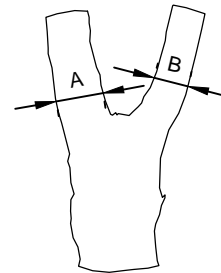
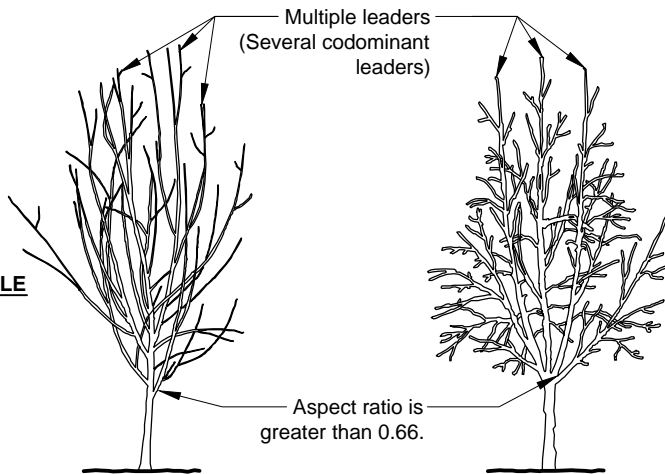


Example		
A	B	Aspect Ratio
1.50"	0.50"	0.33
2.50"	0.90"	0.36
2.0"	1.00"	0.50
2.50"	1.60"	0.64

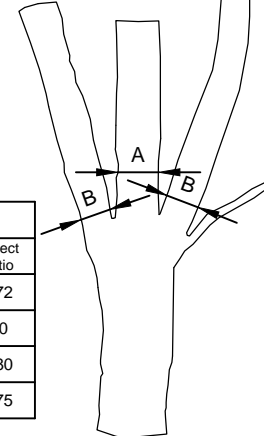


Aspect ratio of B:A less than 0.66 as measured 1" above the top of the branch union.

**REJECTABLE**



Example		
A	B	Aspect Ratio
2.50"	1.80"	0.72
2.0"	2.0"	1.0
2.50"	2.0"	0.80
4.0"	3.0"	0.75



Aspect ratio of B:A greater than or equal to 0.66 as measured 1" above the top of the branch union.

Notes:

1- Aspect ratio shall be less than 0.66 on all branch unions. Aspect ratio is the diameter of branch (B) divided by the diameter of the trunk (A) as measured 1" above the top of the branch union.

2- Any tree not meeting the crown observations detail may be rejected.

P-X

## CROWN OBSERVATIONS - HIGH BRANCHED

URBAN TREE FOUNDATION © 2014  
OPEN SOURCE FREE TO USE